

Scaled data based on original data using  
LM-79-08 Approved Method: Electrical and Photometric Measurements of Solid-  
State Lighting Products

Test Report Prepared for  
Cooper Lighting Solutions  
(formerly Eaton)

Brand: McGRAW-EDISON

Report Number: P271519

Luminaire Tested: **ISS-AF-600-LED-E1-T4FT-7027**

Issue Date: 3/3/2020

**Test Information**

Test Method: LM-79-08  
Report Number: P271519  
TEST IS SCALED FROM IESNA LM-79-08 TEST DATA (P29760)  
Test Lab: INNOVATION CENTER-P2  
Issue Date: 3/3/2020  
Manufacturer: COOPER LIGHTING SOLUTIONS (FORMERLY EATON)  
Product Line: MCGRAW-EDISON  
Catalog Number: ISS-AF-600-LED-E1-T4FT-7027  
Description: IMPACT ELITE LED QUATER SPHERE LUMINAIRE  
LIGHT SQUARE WITH ACCULED OPTICS-TYPE IV FORWARD THROW  
Light Source: (16) 2700K CCT, 70 CRI LEDs  
Ballast/Driver: ELECTRONIC DRIVER

**Summary**

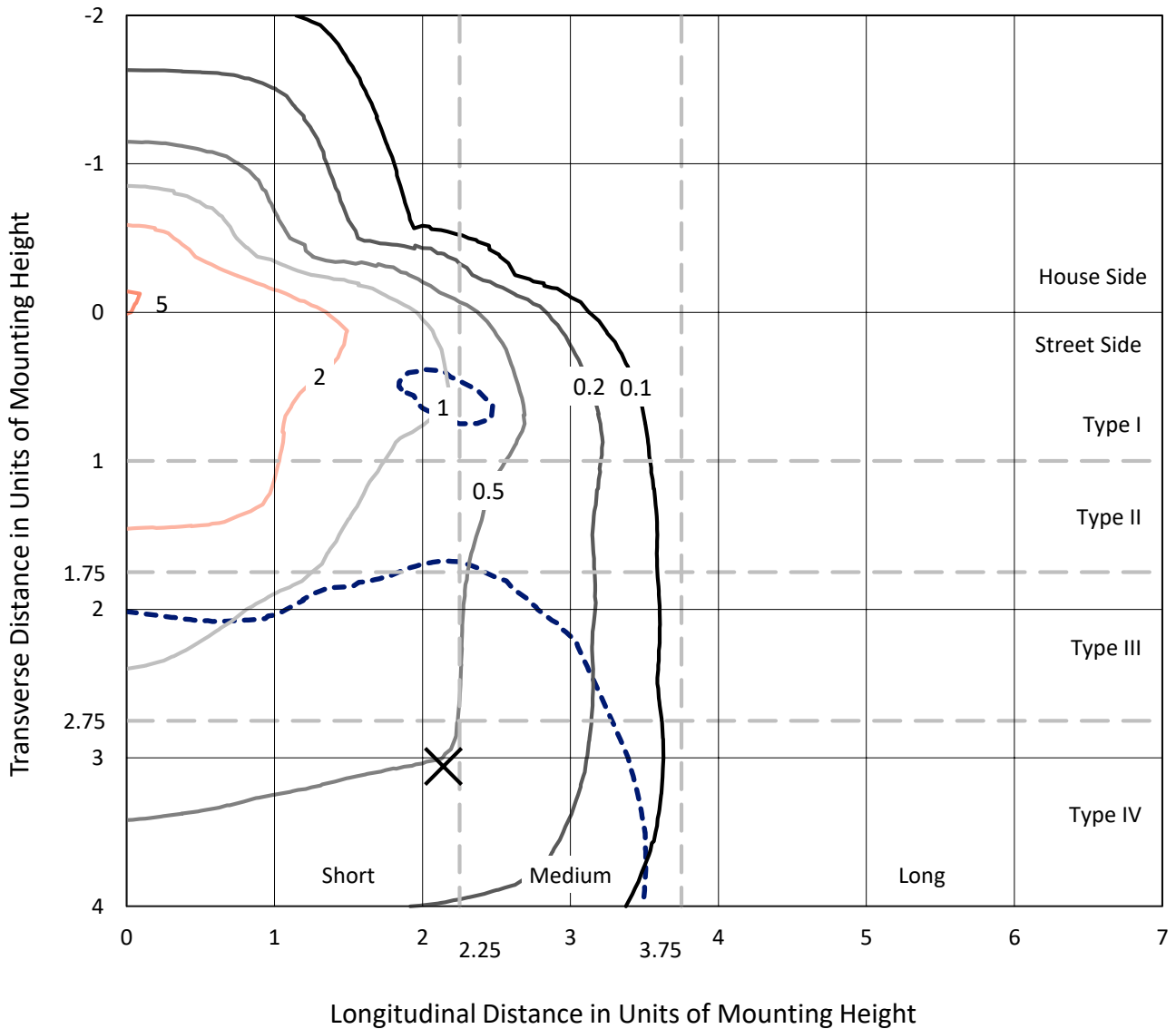
Lumens per Lamp: N/A  
Luminaire Lumens: 3358.6 lumens  
Efficiency: N/A  
Efficacy: 99.7 lumens/watt  
Luminous Opening: Rectangular (W 0.5' x L: 0.5' x H: 0')  
IES Classification: Type IV - Short - Non-Cutoff  
BUG Rating: B1 - U0 - G1  
  
Input Watts (W): 33.7  
Input Voltage (V): 120  
Input Current (Ain): NR  
Voltage Rise (V): NR  
Power Factor: NR  
Total Harmonic Distortion (THDi): NR  
Frequency (hertz): 60  
Stabilization Time: NR  
Operation Time: NR  
Ambient Temperature (°C): NR  
Test Distance: 25 FT



REPORT NUMBER: P271519  
 CATALOG NUMBER: ISS-AF-600-LED-E1-T4FT-7027

### Iso-Footcandle Lines of Horizontal Illumination

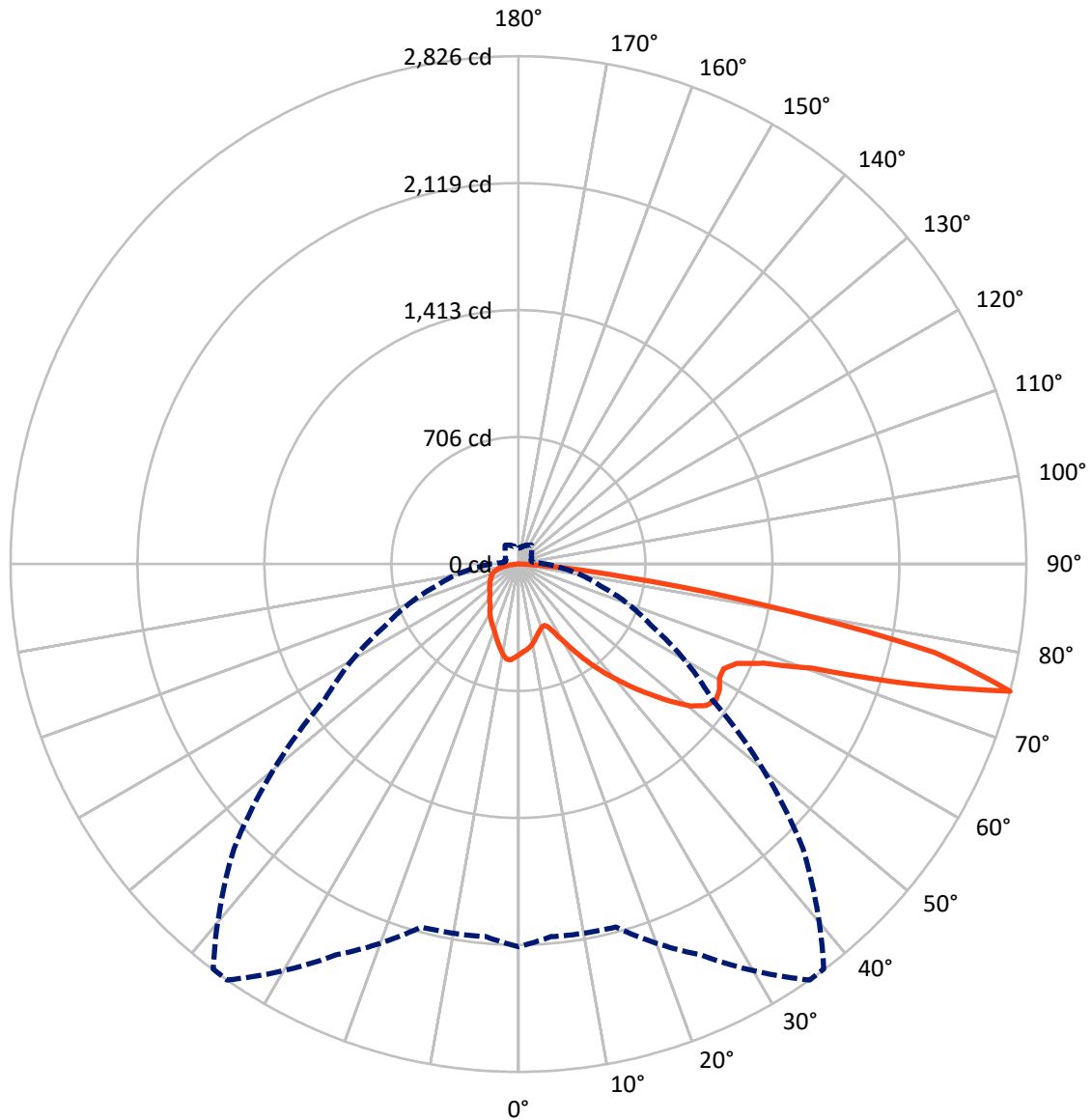
× Max cd  
 - - - 1/2 Max cd



Based on 10 foot mounting height. Maximum calculated value = 5.1 fc  
 Type IV - Short - Non-Cutoff

REPORT NUMBER: P271519  
CATALOG NUMBER: ISS-AF-600-LED-E1-T4FT-7027

### Luminous Intensity Polar Plot



— Vertical Plane Through 35-Deg Lateral    - - - Horizontal Cone Through 75-Deg Vertical

REPORT NUMBER: P271519

CATALOG NUMBER: ISS-AF-600-LED-E1-T4FT-7027

**FLUX DISTRIBUTION:**

		Downward	Upward	Total
<b>House Side</b>	Lumens	674.1	0.0	674.1
	% Fixture	20.1	0.0	20.1
<b>Street Side</b>	Lumens	2684.5	0.0	2684.5
	% Fixture	79.9	0.0	79.9
<b>Total</b>	Lumens	3358.6	0.0	3358.6
	% Fixture	100.0	0.0	100.0

**Coefficient of Utilization**

**ZONAL LUMENS:**

Zone	Lumens	% Fixture
0°-10°	47.3	1.4
10°-20°	125.0	3.7
20°-30°	197.7	5.9
30°-40°	319.1	9.5
40°-50°	472.2	14.1
50°-60°	607.1	18.1
60°-70°	751.7	22.4
70°-80°	757.5	22.6
80°-90°	80.9	2.4
90°-100°	0.0	0.0
100°-110°	0.0	0.0
110°-120°	0.0	0.0
120°-130°	0.0	0.0
130°-140°	0.0	0.0
140°-150°	0.0	0.0
150°-160°	0.0	0.0
160°-170°	0.0	0.0
170°-180°	0.0	0.0
0°-90°	3358.6	100.0
0°-180°	3358.6	100.0



REPORT NUMBER: P271519

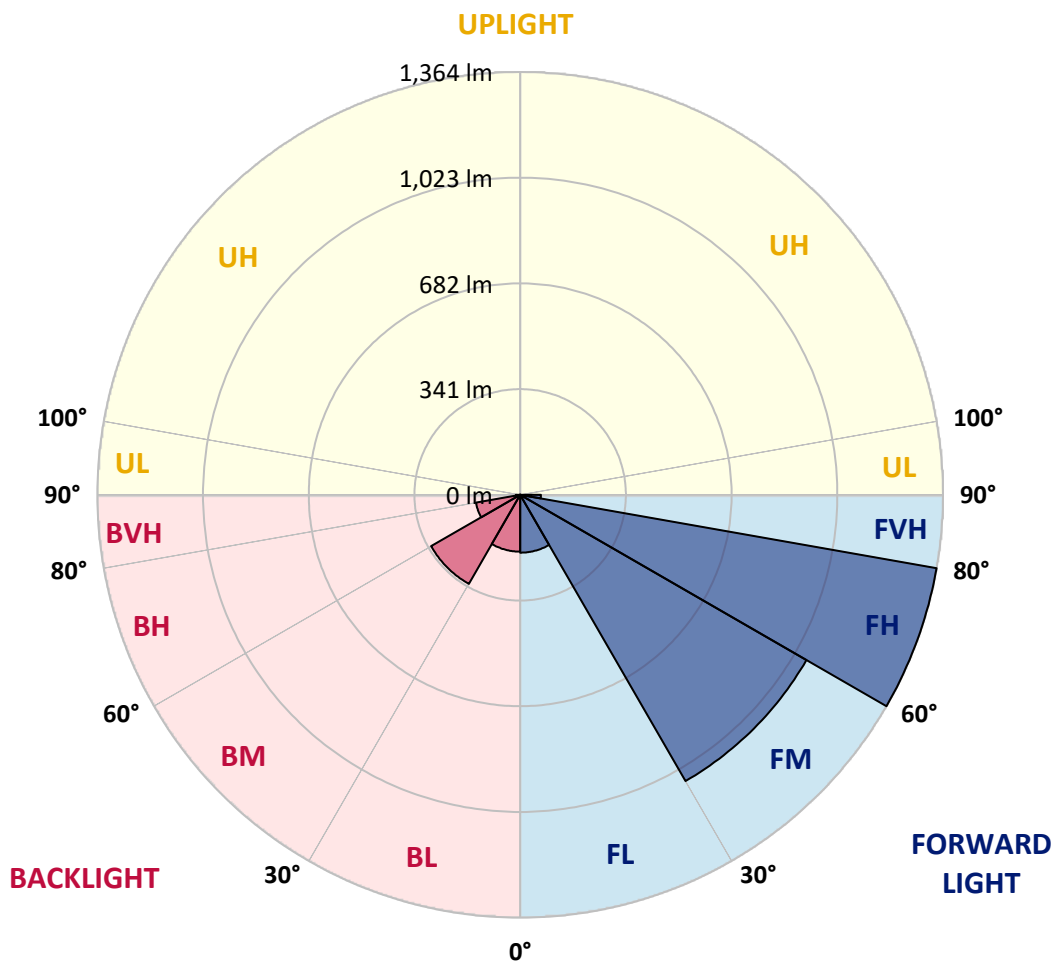
CATALOG NUMBER: ISS-AF-600-LED-E1-T4FT-7027

**LUMINAIRE CLASSIFICATION SYSTEM LUMEN TABLE AND BUG RATING:**

Zone		Lumens	% Fixture	Zone Rating/Lumen Limit		
				B	U	G
FL	(0°-30°)	186.8	5.6			
FM	(30°-60°)	1066.5	31.8			
FH	(60°-80°)	1364.4	40.6			G1/1800
FVH	(80°-90°)	66.9	2.0			G1/100
BL	(0°-30°)	183.3	5.5	B1/500		
BM	(30°-60°)	331.9	9.9	B1/1000		
BH	(60°-80°)	144.8	4.3	B1/500		G1/500
BVH	(80°-90°)	14.0	0.4			G1/100
UL	(90°-100°)	0.0	0.0		U0/0	
UH	(100°-180°)	0.0	0.0		U0/0	

**BUG Rating: B1-U0-G1**

Type IV Short





REPORT NUMBER: P271519

CATALOG NUMBER: ISS-AF-600-LED-E1-T4FT-7027

**CANDELA DISTRIBUTION (FULL):**

	0°	5°	15°	25°	35°	37°	45°	55°	65°	75°	85°
0°	504.6	504.6	504.6	504.6	504.6	504.6	504.6	504.6	504.6	504.6	504.6
2.5°	489.9	488.9	487.7	487.7	489.9	489.9	491.1	492.2	493.3	496.8	501.2
5°	476.6	475.5	474.2	475.5	478.8	478.8	482.1	484.4	486.6	492.2	497.8
7.5°	458.6	458.6	457.5	462.0	465.3	464.2	468.6	470.9	476.6	482.1	491.1
10°	435.0	435.0	435.0	440.7	446.3	446.3	449.6	455.2	459.8	467.6	478.8
12.5°	414.8	413.7	413.7	418.3	425.0	426.1	431.6	439.5	445.1	455.2	467.6
15°	408.1	405.9	400.3	400.3	403.7	403.7	412.6	423.8	432.8	442.9	457.5
17.5°	409.3	405.9	391.3	386.8	386.8	388.0	396.9	409.3	420.5	432.8	451.8
20°	419.3	413.7	386.8	376.7	374.5	375.6	383.5	395.8	409.3	426.1	447.4
22.5°	463.1	454.1	403.7	381.2	371.1	371.1	375.6	389.1	405.9	428.3	455.2
25°	564.0	549.4	459.8	419.3	389.1	385.7	377.8	391.3	411.5	438.5	477.7
27.5°	667.1	652.6	529.2	485.5	438.5	428.3	399.2	402.5	425.0	460.8	511.2
30°	753.5	741.1	616.7	566.2	503.4	492.2	447.4	426.1	448.5	492.2	561.7
32.5°	760.1	754.6	710.9	659.3	583.0	567.3	507.9	474.2	485.5	534.9	616.7
35°	822.9	818.4	794.9	745.6	669.3	651.5	588.6	537.1	533.8	581.9	679.5
37.5°	884.7	879.0	863.3	829.8	759.1	744.4	695.2	612.1	588.6	636.9	741.1
40°	943.0	935.0	914.9	895.9	844.2	844.2	791.6	684.0	641.3	685.0	792.8
42.5°	1050.6	1026.0	972.1	957.5	943.0	943.0	865.6	733.3	684.0	737.8	842.0
45°	1153.7	1130.2	1057.3	1028.2	1036.0	1031.5	925.1	761.3	722.1	787.2	889.1
47.5°	1235.6	1214.3	1140.3	1120.1	1142.6	1124.6	974.3	783.7	770.3	839.7	928.4
50°	1308.5	1258.0	1186.2	1213.3	1241.2	1210.9	1018.0	817.4	818.4	895.9	985.6
52.5°	1208.7	1203.1	1218.8	1281.5	1308.5	1274.9	1057.3	859.9	870.1	967.7	1050.6
55°	1088.7	1087.6	1179.6	1301.7	1334.3	1302.8	1083.1	911.6	923.9	1056.1	1132.4
57.5°	1065.2	1053.9	1116.8	1259.2	1318.5	1296.2	1096.5	959.7	975.5	1168.3	1213.3
60°	1141.4	1120.1	1110.0	1213.3	1284.9	1273.7	1113.4	1016.9	1038.2	1296.2	1288.3
62.5°	1307.3	1278.2	1206.4	1216.6	1281.5	1272.6	1153.7	1084.3	1108.9	1423.9	1330.9
65°	1527.1	1505.8	1391.5	1309.5	1334.3	1321.9	1226.6	1169.4	1182.9	1515.9	1282.7
67.5°	1768.1	1739.0	1614.5	1502.4	1471.1	1447.5	1342.1	1270.3	1222.1	1502.4	1153.7
70°	2040.6	2009.1	1901.6	1786.1	1732.3	1706.5	1544.0	1357.8	1207.5	1354.5	910.4
72.5°	2375.8	2333.3	2273.8	2286.2	2277.2	2205.5	1865.7	1386.9	1101.1	1008.0	543.8
75°	2129.3	2081.0	2091.1	2399.5	2825.5	2822.1	2237.9	1315.2	820.7	475.5	235.4
77.5°	763.6	844.2	1245.7	1797.3	2369.1	2365.8	1732.3	822.9	352.0	202.9	142.4
80°	191.7	195.1	309.5	737.8	1383.6	1372.4	982.2	310.5	147.0	123.3	97.6
82.5°	61.6	66.1	113.3	254.5	592.1	578.6	305.0	102.0	92.0	79.6	59.4
85°	20.2	20.2	40.3	87.5	195.1	187.3	61.6	37.0	50.5	41.5	26.9
87.5°	0.0	0.0	1.1	2.2	4.5	2.2	0.0	2.2	6.7	7.8	5.6
90°	0.0	0.0	0.0	0.0	0.0	0.0	0.0	0.0	0.0	0.0	0.0



REPORT NUMBER: P271519

CATALOG NUMBER: ISS-AF-600-LED-E1-T4FT-7027

**CANDELA DISTRIBUTION (continued):**

	90°	95°	105°	115°	125°	135°	145°	155°	165°	175°	180°
0°	504.6	504.6	504.6	504.6	504.6	504.6	504.6	504.6	504.6	504.6	504.6
2.5°	504.6	503.4	507.9	511.2	512.4	515.8	519.1	521.4	520.3	519.1	519.1
5°	503.4	504.6	512.4	519.1	524.7	530.3	534.9	537.1	536.0	536.0	536.0
7.5°	496.8	501.2	510.1	521.4	529.2	532.5	533.8	530.3	528.1	524.7	524.7
10°	485.5	492.2	506.8	519.1	522.5	518.1	511.2	504.6	495.5	489.9	489.9
12.5°	476.6	484.4	502.3	512.4	507.9	496.8	482.1	470.9	462.0	455.2	454.1
15°	468.6	478.8	497.8	500.1	489.9	470.9	451.8	439.5	429.4	425.0	425.0
17.5°	463.1	476.6	493.3	486.6	466.4	441.8	423.8	413.7	405.9	401.5	400.3
20°	464.2	481.0	488.9	469.8	440.7	414.8	397.9	392.4	386.8	384.6	384.6
22.5°	476.6	492.2	487.7	455.2	417.2	388.0	376.7	375.6	373.3	371.1	370.0
25°	503.4	514.7	491.1	440.7	392.4	363.3	357.6	361.0	360.0	357.6	357.6
27.5°	540.4	542.7	496.8	426.1	365.5	339.6	339.6	345.4	343.2	339.6	342.0
30°	585.2	573.0	499.0	402.5	334.1	317.3	320.7	324.0	321.9	317.3	317.3
32.5°	633.5	604.3	499.0	372.3	303.9	297.1	298.2	299.3	294.8	289.3	289.3
35°	680.6	634.7	493.3	336.3	280.3	276.9	275.8	280.3	276.9	269.1	269.1
37.5°	725.4	658.2	478.8	299.3	262.3	261.2	264.6	262.3	257.8	246.7	244.4
40°	756.8	673.9	449.6	269.1	247.8	254.5	252.2	239.9	233.2	225.4	225.4
42.5°	784.8	681.7	413.7	245.6	237.7	246.7	237.7	222.0	213.1	211.9	213.1
45°	810.6	688.4	378.9	226.6	225.4	237.7	226.6	209.7	199.5	199.5	200.7
47.5°	835.3	695.2	344.2	208.6	210.8	224.3	217.5	200.7	190.6	184.0	184.0
50°	874.6	710.9	293.7	189.5	193.9	213.1	210.8	191.7	180.5	170.4	168.3
52.5°	921.6	737.8	238.8	169.3	181.6	202.9	202.9	184.0	171.6	158.1	155.9
55°	984.5	767.0	191.7	154.7	169.3	191.7	195.1	180.5	162.5	150.3	148.0
57.5°	1047.2	777.0	154.7	140.1	153.6	180.5	189.5	173.8	152.5	143.5	142.4
60°	1090.9	744.4	130.1	127.8	142.4	167.1	181.6	166.0	145.7	136.8	136.8
62.5°	1084.3	645.8	116.6	119.9	133.4	156.9	174.9	159.2	141.2	135.6	134.6
65°	988.9	487.7	105.4	113.3	125.5	147.0	168.3	155.9	139.1	133.4	131.2
67.5°	833.1	324.0	97.6	106.4	117.7	139.1	162.5	151.4	132.3	129.0	126.8
70°	603.2	189.5	89.7	99.8	110.0	130.1	154.7	142.4	124.4	122.2	116.6
72.5°	326.3	118.8	80.8	90.8	99.8	118.8	142.4	131.2	114.4	105.4	102.0
75°	149.1	86.3	71.8	80.8	87.5	104.2	127.8	115.5	102.0	90.8	88.6
77.5°	99.8	65.0	60.5	69.5	72.9	87.5	113.3	92.0	79.6	71.8	69.5
80°	68.5	48.1	49.4	57.2	56.1	69.5	85.2	74.0	62.8	65.0	59.4
82.5°	43.7	33.7	38.1	40.3	39.3	52.7	66.1	56.1	47.1	39.3	33.7
85°	19.0	18.0	22.4	23.5	23.5	29.1	34.8	28.0	21.3	15.7	15.7
87.5°	1.1	2.2	2.2	3.3	2.2	1.1	0.0	0.0	0.0	0.0	0.0
90°	0.0	0.0	0.0	0.0	0.0	0.0	0.0	0.0	0.0	0.0	0.0

(END OF REPORT)